

# Systematic Macro



As an independent currency specialist, Mesirow Currency Management has been delivering innovative, customized currency solutions to institutional clients globally since 1990.<sup>1</sup> Being a private, employee owned firm, Mesirow is free from many conflicts of interest associated with bank-affiliated organizations or publicly held firms and is fully aligned with the interests of its clients.

## BENEFITS

- FX Market is extremely large and liquid
- Low or negative correlation to equities, bonds, and other alternative investments

## BACKGROUND

- Strategy commenced trading February 2018
- Invests in the systematic components of MCM's three alpha programmes: Asia, Emerging and Extended

## INVESTMENT APPROACH

- Portfolios constructed by allocating capital to the systematic components of our three alpha programmes
- Equal risk contribution approach
- Best execution with independent TCA

## COMPONENT STRATEGIES ALLOCATION<sup>3</sup>

(January 2012 – December 2023)

Year	EM FX	Asia FX	Extended FX
2012	54%	67%	75%
2013	71%	74%	80%
2014	66%	72%	66%
2015	52%	70%	68%
2016	46%	67%	57%
2017	40%	38%	61%
2018	49%	51%	88%
2019	43%	44%	54%
2020	36%	42%	42%
2021	46%	50%	29%
2022	38%	41%	50%
2023	44%	43%	59%

Performance prior to February 2018 represents hypothetical trading with backfilled data and does not represent trading on behalf of an actual client. The returns for February 2018 are unadjusted returns for a partial month.

The information contained herein is for professional investors, institutional clients, Eligible Contract Participants and Qualified Eligible Persons, or the equivalent classification in the recipient's jurisdiction, only and is for informational purposes only. Performance of the Systematic Macro Strategy prior to October 1, 2018 was attained at The Cambridge Strategy, an unaffiliated investment manager. On October 1, 2018, a MFIM affiliate completed the purchase of a significant portion of TCS' assets, including TCS' intellectual property and hired a majority of TCS employees. Past performance is not an indication of future results. Actual results may be materially different from the results achieved historically. This strategy has not been GIPS verified. Please refer to the disclosures at the end of these materials for important additional information.

**\$162B** currency assets<sup>2</sup>

**30+** currency professionals

**15+** portfolio management average years' experience

**20+** trading average years' experience

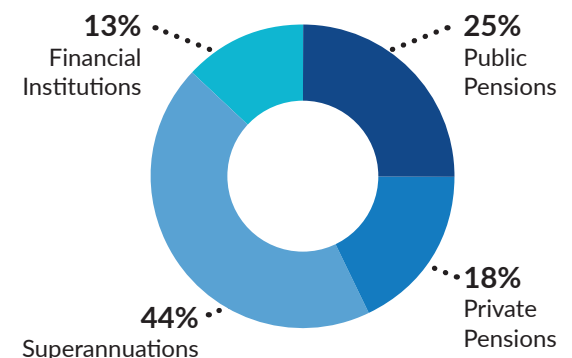
**4** global office locations

**24 hours** trading capabilities

**\$715B** annual trading volume

**20+** panel of bank counterparties

## GLOBAL INSTITUTIONAL CLIENT TYPE<sup>2</sup>



**PERFORMANCE DATA<sup>3</sup>** (Live returns, February 23, 2018 – April 30, 2024)<sup>3</sup>

	MTD	QTD	YTD	1-Year	3-Year	5-Year	Since inception
Gross of fees	0.78%	0.78%	-3.91%	-5.86%	3.97%	0.35%	-0.33%
Net of fees	0.65%	0.65%	-4.40%	-7.28%	2.43%	-1.39%	-1.99%

**DECEMBER 2023 STATISTICS<sup>3</sup>**

**Live returns** | February 23, 2018 – April 30, 2024<sup>3</sup>

	Gross	Net
Maximum daily gain	0.93%	0.92%
Positive trading days	59%	59%
Average positive day return	0.34%	0.33%
Maximum daily loss	-0.73%	-0.74%
Negative trading days	41%	41%
Average negative day return	-0.40%	-0.41%

**SUMMARY STATISTICS<sup>3</sup>**

**Live returns** | February 23, 2018 – April 30, 2024<sup>3</sup>

	Gross	Net
Annualized risk	12.47%	9.47%
Sharpe ratio	-0.18	0.24
Skewness	-1.18	-1.23
Kurtosis	5.11	5.35
Sortino ratio	-0.21	-0.37
% Months positive	53%	53%

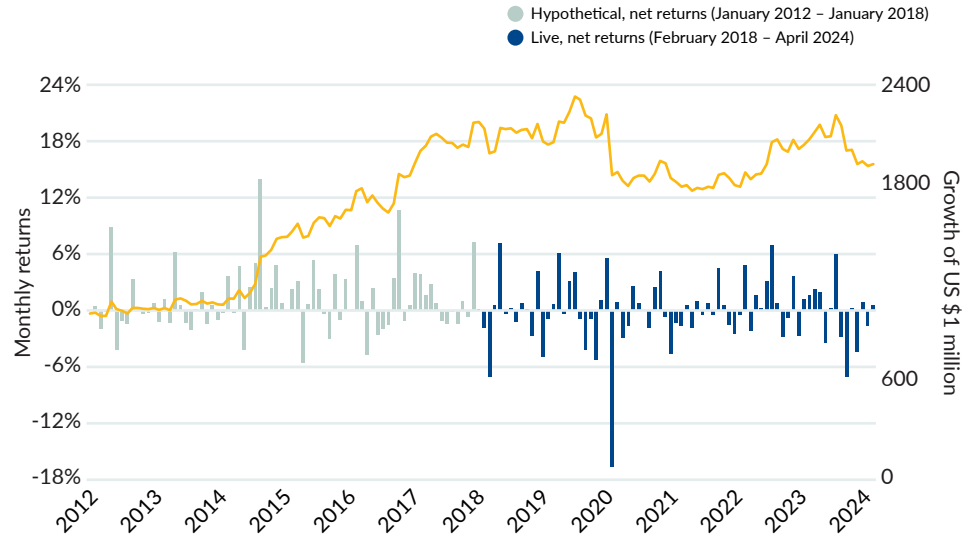
**Hypothetical returns** | January 2012 – January 2018)

	Gross	Net
Annualized return	15.15%	13.38%
1-Year annualized return	19.27%	18.01%
3-Year annualized return	11.83%	10.99%
5-Year annualized return	16.56%	15.02%
7-Year annualized return	0.13%	-1.74%
10-Year annualized return	3.82%	1.52%

	Gross	Net
Annualized risk	12.61%	11.80%
Sharpe ratio	0.5	0.5
Skewness	1.4	1.1
Kurtosis	3.4	2.6
Sortino ratio	1.0	1.0
% Months positive	53%	53%

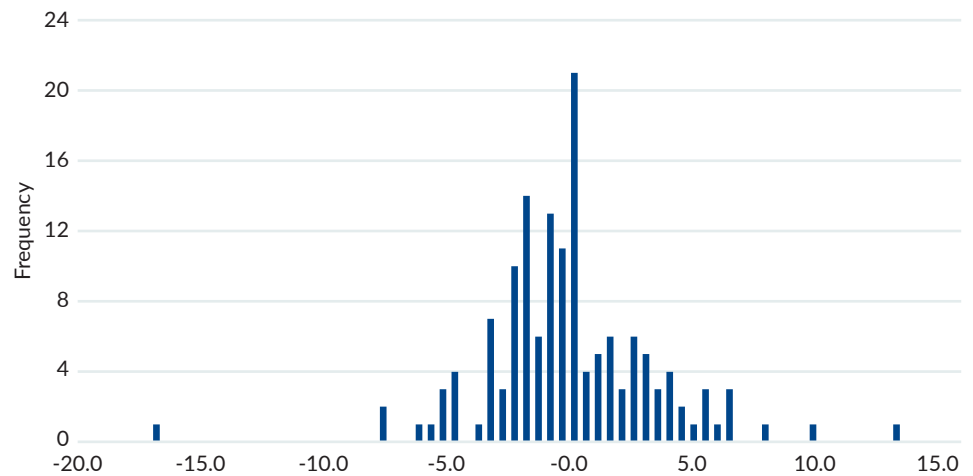
**SYSTEMATIC PERFORMANCE DATA<sup>3</sup>**

**MTD net returns and growth**



Source: Mesirow

**Frequency of monthly returns (net)**



Source: Mesirow

**Net returns are calculated using the highest fee level based on the highest volatility level**

Past performance is not an indication of future results. Actual results may be materially different from the results achieved historically. The above performance information is supplemental. Fees are based on a client's volatility level, which can be customized to their preference. Net returns are calculated using implied management fees of 1.5% per annum and performance fees of 15% per annum, which are the highest fee level based on the highest volatility level. Please refer to the disclosures at the end of these materials for important additional information.

## SYSTEMATIC MONTHLY PERFORMANCE DATA<sup>2</sup>

(Hypothetical returns, January 2012 – January 2018 | Live returns February 23, 2018 – April 30, 2024)

	JAN	FEB	MAR	APR	MAY	JUN	JUL	AUG	SEP	OCT	NOV	DEC	YTD
<b>Gross performance (%)</b>													
2012	0.08	0.58	-1.87	-0.12	10.80	-5.04	-1.05	-1.46	3.42	0.07	-0.33	-0.25	4.84
2013	0.83	-1.17	1.22	-1.38	7.00	0.69	-1.24	-1.99	0.28	2.00	-1.42	0.64	5.46
2014	-0.97	-0.25	3.81	-0.23	4.87	-4.10	2.87	5.77	15.95	0.52	2.56	5.05	35.85
2015	0.88	0.16	2.32	3.21	-5.49	0.78	5.51	2.35	-0.31	-2.93	4.00	-0.94	9.55
2016	3.56	-0.03	7.29	1.03	-4.70	2.46	-2.56	-1.93	-1.50	3.56	10.90	-1.02	17.08
2017	0.65	4.12	4.05	1.68	2.87	0.82	-1.04	-1.31	-0.08	-1.42	1.10	-0.67	10.77
2018	7.38	0.28	-1.12	-6.89	0.68	6.72	-0.41	0.45	-1.12	0.91	0.34	-2.52	-2.50
2019	4.37	-4.85	-0.77	0.83	6.44	-0.26	3.82	4.98	-0.88	-4.03	-0.72	-5.11	3.03
2020	1.21	5.74	-16.50	1.07	-2.74	-1.50	2.73	0.91	0.14	-1.79	2.66	4.37	-5.48
2021	-0.59	-4.53	-1.19	-1.51	0.69	-1.76	1.10	-0.32	0.99	-0.30	4.64	0.73	-2.30
2022	-1.46	-2.34	-0.33	4.96	-2.04	1.73	0.27	3.20	7.04	0.93	-2.73	-0.78	8.24
2023	3.76	-2.55	1.36	1.75	2.41	2.08	-3.34	0.44	6.17	-2.68	-6.95	0.40	2.15
2024	-4.25	1.06	-1.47	0.78									-3.91
<b>Net performance (%)</b>													
2012	0.02	0.52	-1.93	-0.15	8.91	-4.24	-1.08	-1.49	3.28	0.01	-0.39	-0.31	3.15
2013	0.76	-1.23	1.16	-1.31	6.27	0.57	-1.30	-2.05	0.22	1.93	-1.48	0.57	4.13
2014	-1.03	-0.30	3.73	-0.29	4.79	-4.14	2.48	5.05	14.06	0.44	2.42	4.83	32.04
2015	0.81	0.10	2.24	3.15	-5.55	0.72	5.34	2.25	-0.36	-3.00	3.94	-1.01	8.63
2016	3.40	-0.08	7.02	0.97	-4.76	2.39	-2.62	-1.99	-1.56	3.45	10.69	-1.07	15.84
2017	0.58	3.99	3.90	1.60	2.77	0.75	-1.10	-1.38	-0.15	-1.48	1.04	-0.73	9.79
2018	7.26	0.22	-1.85	-7.01	0.55	7.13	-0.36	0.32	-1.23	0.78	0.21	-2.64	-4.35
2019	4.19	-4.91	-0.90	0.71	6.08	-0.32	3.13	4.13	-0.85	-4.16	-0.84	-5.24	0.26
2020	1.08	5.63	-16.63	0.94	-2.86	-1.63	2.60	0.79	0.01	-1.92	2.54	4.23	-6.90
2021	-0.71	-4.65	-1.33	-1.64	0.57	-1.89	0.98	-0.45	0.86	-0.42	4.51	0.60	-3.76
2022	-1.58	-2.45	-0.46	4.84	-2.17	1.61	0.15	3.07	6.92	0.81	-2.85	-0.90	6.65
2023	3.63	-2.67	1.22	1.63	2.27	1.95	-3.46	0.31	6.05	-2.81	-7.07	0.28	0.64
2024	-4.38	0.94	-1.59	0.65									-4.40

## About Mesirow

Mesirow is an independent, employee-owned financial services firm founded in 1937. Headquartered in Chicago, with locations around the world, we serve clients through a personal, custom approach to reaching financial goals and acting as a force for social good. With capabilities spanning Global Investment Management, Capital Markets & Investment Banking, and Advisory Services, we invest in what matters: our clients, our communities and our culture.

To learn more visit [mesirow.com](https://mesirow.com).

If you have any questions or comments, please contact Joe Hoffman, CEO, Currency Management. 312.595.7019 [joseph.hoffman@mesirow.com](mailto:joseph.hoffman@mesirow.com)

Past performance is not an indication of future results. Actual results may be materially different from the results achieved historically. The above performance information is supplemental. Please see the GIPS Reports included in this fact sheet for complete performance, including net and benchmark descriptions. Fees are based on a client's volatility level, which can be customized to their preference. Net returns are calculated using implied management fees of 1.5% per annum and performance fees of 15% per annum, which are the highest fee level based on the highest volatility level. Please refer to the disclosures at the end of these materials for important additional information.

1. Track record for Currency Risk Management Overlay strategies prior to May 2004, the date that the Currency Risk Management team joined Mesirow, occurred at prior firms. Track record for Currency Alpha and Macro strategies prior to October 1, 2018, the date that the Currency Alpha and Macro Strategies team joined Mesirow, occurred at prior firms.

2. As of 3.31.2024, Currency assets under management includes AUM associated with (i) active and passive currency risk management products \$160.32 billion, (ii) non-fx overlay strategies such as equitization and beta overlays \$785.90 million, and (iii) alpha strategies \$1.86 billion. In all such cases, AUM is calculated based on notional value of currency investments. Additionally, AUM for alpha strategies is adjusted because clients can select a volatility target (generally between 2% and 12% annualized), which is normalized to 2% in order to create a consistent depiction of alpha strategy AUM. This results in a “scaled” AUM, which is higher than the actual aggregate notional value of all alpha strategy portfolios if clients have selected a volatility target higher than 2%. As of 3.31.2024, the “unscaled” AUM for alpha strategies was \$448.81 million.

3. Performance prior to February 2018 represents hypothetical trading with backfilled data and does not represent trading on behalf of an actual client account. The returns for February 2018 are unadjusted returns for a partial month. Performance of the Systematic Macro Strategy prior to October 1, 2018, was attained at The Cambridge Strategy (TCS), an unaffiliated investment manager. On October 1, 2018, a MFIM affiliate completed the purchase of a significant portion of TCS’ assets, including TCS’ intellectual property and hired a majority of TCS employees. Past performance is not an indication of future results. Actual results may be materially different from the results achieved historically. This strategy has not been GIPS verified.

Notes on performance: The Systematic Macro Multi-Strategy commenced trading in February 2018 and combines the systematic carve-outs from the Emerging, Asian and Extended Market Macro Strategies. These three carve-out components are combined into a single set of portfolio returns using an equal-risk allocation procedure based on a proprietary method of measuring each component’s portfolio risk contribution. Leverage is then used to target an overall portfolio volatility of 12% per annum. The allocation weights are hypothetical from January 2012 to January 2018. Net returns are calculated using implied management fees of 1.5% per annum and performance fees of 15% per annum. Performance fees are accrued daily, paid quarterly and a high water mark is employed. Performance is in USD and all returns and statistics are based on monthly returns. The composite includes all fee paying accounts, including both commingled and managed accounts, as well as accounts funded with Mesirow capital (which may be commingled with client assets). Currency trading may involve instruments that have volatile prices, are illiquid or create economic leverage. Emerging markets securities involve risks such as currency fluctuation and political and economic instability that could result in additional volatility. Unhedged short sales expose the strategy to additional liability. The strategies illustrated above include accounts containing both client and Firm capital. To the extent that any account contained both client and Firm capital, assets in such account were traded in an identical manner and thus the client and Firm have identical gross returns. All net returns shown above have been pro-forma adjusted to reflect the highest fees that clients could incur in connection with such strategies and trading, and thus actual performance results may have varied.

Past performance is not an indication of future results. Actual results may be materially different from the results achieved historically.

Nothing herein is meant to be taken as a recommendation to buy or sell a particular asset or invest in a particular strategy.

Mesirow Currency Management (“MCM”) is a division of Mesirow Financial Investment Management, Inc. (“MFIM”) a SEC registered investment advisor, a CFTC registered commodity trading advisor and a member of the NFA and Mesirow Financial International UK, Ltd. (“MFIOUK”), authorized and regulated by the FCA. The information contained herein is intended for institutional clients, Qualified Eligible Persons and Eligible Contract Participants or the equivalent classification in the recipient’s jurisdiction and is for informational purposes only. This information has been obtained from sources believed to be reliable, but is not necessarily complete and its accuracy cannot be guaranteed. Any opinions expressed are subject to change without notice. It should not be assumed that any recommendations incorporated herein will be profitable or will equal past performance. Mesirow does not render tax or legal advice. Nothing contained herein constitutes an offer to sell or a solicitation of an offer to buy an interest in any Mesirow investment vehicle(s). Any offer can only be made through the appropriate Offering Memorandum. The Memorandum contains important information concerning risk factors and other material aspects of the investment and should be read carefully before an investment decision is made.

Australian Investors: The information contained herein is intended for Wholesale Clients only and is for informational purposes only. This document is not a prospectus or product disclosure statement under the Corporations Act 2001 (Cth) (Corporations Act) and does not constitute a recommendation to acquire, an invitation to apply for, an offer to apply for or buy, an offer to arrange the issue or sale of, or an offer for issue or sale of, any securities or investment service in Australia, except as set out below. The strategy has not authorised nor taken any action to prepare or lodge with the Australian Securities & Investments Commission an Australian law compliant prospectus or product disclosure statement. Accordingly, this strategy and document may not be issued or distributed in Australia other than by way of or pursuant to an offer or invitation that does not need disclosure to investors under Part 6D.2 or Part 7.9 of the Corporations Act, whether by reason of the investor being a ‘wholesale client’ (as defined in section 761G of the Corporations Act and applicable regulations) or otherwise. This document does not constitute or involve a recommendation to acquire, an offer or invitation for issue or sale, an offer or invitation to arrange the issue or sale, or an issue or sale, of any strategy or investment service to a ‘retail client’ (as defined in section 761G of the Corporations Act and applicable regulations) in Australia.

Canadian Investors: The information contained herein is intended for Permitted Clients only and is for informational purposes only. This confidential material pertains to the offering of the currency strategies described herein only in those jurisdictions and to those persons where and to whom they may be lawfully offered for sale, and only by persons permitted to sell such strategies. This material is not, and under no circumstances is to be construed as, an advertisement or a public offering of the strategies described herein in Canada. No securities commission or similar authority in Canada has reviewed or in any way passed upon this document or the merits of the strategies described herein, and any representation to the contrary is an offence.

Netherlands and Luxembourg Investors: The information contained herein is intended for Professional Clients as the term is defined by MiFID II and is for informational purposes only. Recipients that are classified under MiFID II as retail clients must opt up to Professional Clients before receiving any services from Mesirow Currency Management.

Japanese Investors: Mesirow Currency Management provides discretionary investment management services to managed accounts held on behalf of qualified investors only. MCM will not act as agent or intermediary in respect of the execution of a discretionary investment management agreement. Please note that this presentation is intended for educational purposes and solely for the addressee and may not be distributed.

Hong Kong Investors: The contents of this document have not been reviewed by any regulatory authority in Hong Kong. You are advised to exercise caution in relation to the contents of this document. You should obtain independent professional advice prior to considering or making any investment. The investment is not authorized under Section 104 of the Securities and Futures Ordinance of Hong Kong by the Securities and Futures Commission of Hong Kong. Accordingly, the distribution of this Presentation Material and discretionary management services in Hong Kong are restricted. This Presentation Material is only for the use of the addressee and may not be distributed, circulated or issued to any other person or entity.

South Korean Investors: Upon attaining a client, Mesirow Financial Investment Management, Inc. (“MFIM”) will apply for the appropriate licenses and retain the services of a local licensed intermediary (a Korean financial investment company). In the interim, MFIM will rely on and sub-delegate to Mesirow Advanced Strategies, Inc. (“MAS”).

This material is not intended for investment nor distribution purposes, but is being provided to the addressee for educational purposes only. This book may contain privileged and/or confidential information and is intended solely for the use of the addressee. If this information was received in error, you are strictly prohibited from disclosing, copying, distributing or using any of this information and are requested to contact the sender immediately and destroy the material in its entirety, whether electronic or hardcopy. Nothing contained herein constitutes an offer to sell or a solicitation of an offer to buy an interest in any Mesirow investment vehicle or to invest in any strategy. Any offer can only be made to Qualified Professional Investors through the appropriate Investment Management Agreement or Offering Memorandum, which contains important information concerning risk factors and other material aspects of the investment and should be read carefully before an investment decision is made.

Mesirow Financial Investment Management, Inc. (“MFIM”) is not making any representation with respect to the eligibility of any potential investors or recipients of this material to invest in or acquire any interests therein under the laws of Korea, including but without limitation the Foreign Exchange Transaction Act and Regulations thereunder. The investment or interests may only be offered to Qualified Professional Investors, as such term is defined under the Financial Investment Services and Capital Markets Act, and no investment or any of the interests may be offered, sold or delivered, or offered or sold to any person for re-offering or resale, directly or indirectly, in Korea or to any resident of Korea except pursuant to applicable laws and regulations of Korea.

Singapore Investors: Mesirow Currency Management provides discretionary investment management services to managed accounts held on behalf of qualified investors only. MCM will not act as agent or intermediary in respect of the execution of a discretionary investment management agreement. Please note that this presentation is intended for educational purposes and solely for the addressee and may not be distributed.

Swiss Investors: The information contained herein is intended for Professional Clients as the term is defined by MiFID II and is for informational purposes only. Recipients that are classified under MiFID II as retail clients must opt up to Professional Clients before receiving any services from Mesirow. Services are only offered to Regulated Qualified Investors, as defined in Article 10 of the Swiss Collective Investment Scheme Act. There can be no guarantee investment advice will be profitable or meet its investment objectives.

United Kingdom Investors: In the United Kingdom, this communication is directed only at persons who fall within the definition of a “professional client” as defined in COBS 3.5 of the FCA handbook.

Additional Information: Currency strategies are only suitable and appropriate for sophisticated investors that are able to lose all of their capital investment. This communication may contain privileged and/or confidential information. It is intended solely for the use of the addressee. If this information was received in error, you are strictly prohibited from disclosing, copying, distributing or using any of this information and are requested to contact the sender immediately and destroy the material in its entirety, whether electronic or hardcopy.

Certain strategies discussed throughout the document are based on proprietary models of MCM’s or its affiliates. No representation is being made that any account will or is likely to achieve profits or losses similar to those referenced.

Performance pertaining to the Currency Alpha and Macro strategies may be stated gross of fees or net of fees. Performance information that is provided net of fees reflects the deduction of implied management and performance fees. Performance information that is provided gross of fees does not reflect the deduction of advisory fees. Client returns will be reduced by such fees and other expenses that may be incurred in the management of the account. Advisory fees are described in Part II of Form ADV of Mesirow Financial Investment Management, Inc. For any performance information that is provided gross of fees, MFIM will provide performance results net of such fees upon request. Hypothetical model performance information and results do not reflect actual trading or asset or fund advisory management and the results may not reflect the impact that material economic and market factors may have had. Hypothetical performance results have many inherent limitations, some of which are described herein. No representation is being made that any account will or is likely to achieve profits or losses similar to those shown. In fact, there are frequently sharp differences between hypothetical performance results and the actual results subsequently achieved by any particular trading program. One of the limitations of hypothetical performance results is that they are generally prepared with the benefit of hindsight. In addition, hypothetical trading does not involve financial risk, and no hypothetical trading record can completely account for the impact of financial risk in actual trading. For example, the ability to withstand losses or adhere to a particular trading program in spite of trading losses are material points which can also adversely affect actual trading results. There are numerous other factors related to the markets in general or to the implementation of any specific trading program which cannot be fully accounted for in the preparation of hypothetical performance results and all of which can adversely affect actual trading results.

Comparisons to any indices referenced herein are for illustrative purposes only and are not meant to imply that a strategy’s returns or volatility will be similar to the indices. The strategy is compared to the indices because they are widely used performance benchmarks.

Mesirow refers to Mesirow Financial Holdings, Inc. and its divisions, subsidiaries and affiliates. The Mesirow name and logo are registered service marks of Mesirow Financial Holdings, Inc. © 2024, Mesirow Financial Holdings, Inc. All rights reserved. Investment management services provided through Mesirow Financial Investment Management, Inc., a SEC registered investment advisor, a CFTC registered commodity trading advisor and member of the NFA, or Mesirow Financial International UK, Ltd. (“MFIOUK”), authorized and regulated by the FCA, depending on the jurisdiction.