

Asian Markets Currency Alpha strategy



As an independent currency specialist, Mesirow Currency Management has been delivering innovative, customized currency solutions to institutional clients globally since 1990.¹ Being a private, employee owned firm, Mesirow is free from many conflicts of interest associated with bank-affiliated organizations or publicly held firms and is fully aligned with the interests of its clients.

BENEFITS

- FX Market is extremely large and liquid
- Low or negative correlation to equities, bonds, and other alternative investments

BACKGROUND

- Strategy commenced trading February 2006
- Aims to profit from short and medium term currency moves

INVESTMENT APPROACH

- Systematic (Technical, Fundamental) and Discretionary (Market Information) investment style
- Active risk management embedded throughout
- MCM's GVI³ adapts strategy to current market environment
- Best execution with independent TCA

ASIAN MARKETS CURRENCY ALPHA STRATEGY⁴

Description	Absolute Return – Currency Alpha – Asian Markets
Investment Style	Active Currency Management
Region	Asia - Pacific Markets
Instruments	FX (Spot, Forwards and NDFs)
Structural Details	
Vehicles Offered	Managed Account and Bank Platforms
Liquidity	Managed Account: Client specified
Investment Manager	Mesirow Currency Management
Regulators	FCA (UK) / SEC (US) / CFTC (US) / SFC (HK) / CCAF (MC)

\$97.5B currency assets²

30+ currency professionals

15+ portfolio management average years' experience

20+ trading average years' experience

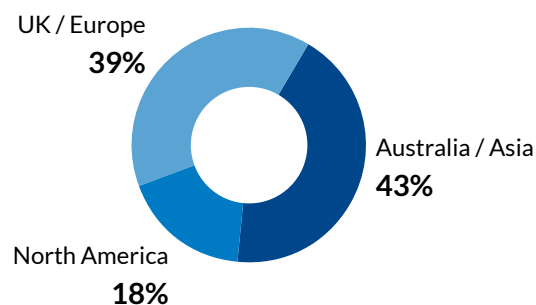
4 global office locations

24 hours trading capabilities

\$450B annual trading volume

20+ panel of bank counterparties

GLOBAL INSTITUTIONAL CLIENT BASE²



The information contained herein is for professional investors, institutional clients, Eligible Contract Participants and Qualified Eligible Persons, or the equivalent classification in the recipient's jurisdiction, only and is for informational purposes only. Performance of the Asian Markets Currency Alpha Strategy prior to October 1, 2018 was attained at The Cambridge Strategy, an unaffiliated investment manager. On October 1, 2018, a MFIM affiliate completed the purchase of a significant portion of TCS' assets, including TCS' intellectual property and hired a majority of TCS employees. Past performance is not an indication of future results. Actual results may be materially different from the results achieved historically. This strategy has not been GIPS verified. Please refer to the disclaimer at the end of these materials for important additional information.

MONTHLY PERFORMANCE DATA (annualized as of October 31, 2020)⁴

	MTD	QTD	YTD	One Year	Three Year (pa)	Five Year (pa)	Since Inception (pa)
Gross of Fees	3.03%	3.03%	3.40%	-1.44%	-1.98%	-2.78%	5.83%
Net of Fees	2.86%	2.86%	1.69%	-3.40%	-3.93%	-4.71%	2.68%

OCTOBER 2020 STATISTICS⁴

	Gross	Net
Maximum Daily Gain	1.94%	1.93%
Positive Trading Days	59%	59%
Average Positive Day Return	0.62%	0.61%
Maximum Daily Loss	-1.00%	-1.01%
Negative Trading Days	41%	41%
Average Negative Day Return	-0.56%	-0.57%

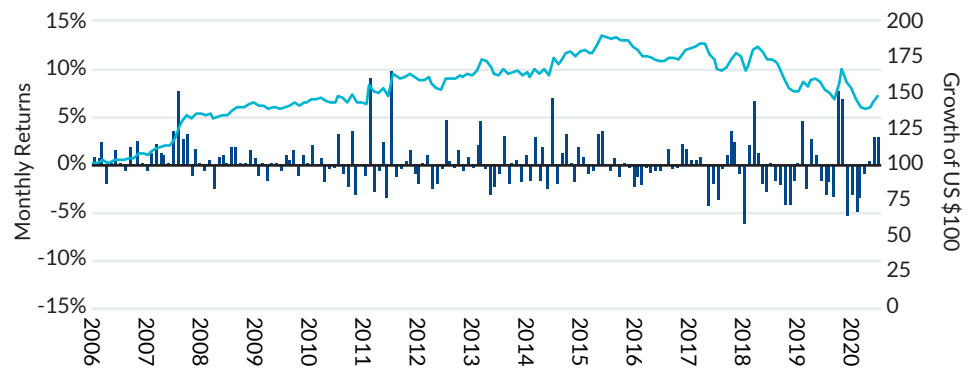
SUMMARY STATISTICS

(Since Inception, February 2006 - October 31, 2020)⁴

	Gross	Net
Annualized Return	5.83%	2.68%
1 Year Rolling Return	-1.44%	-3.40%
6 Month Rolling Return	-2.72%	-3.70%
3 Month Rolling Return	6.53%	6.01%
Year To Date	3.40%	1.69%
Annualized Risk	9.42%	8.68%
Sharpe Ratio	0.54	0.22
Skewness	1.11	0.88
Kurtosis	2.96	2.22
Sortino Ratio	1.14	0.43
% Months Positive	55%	53%

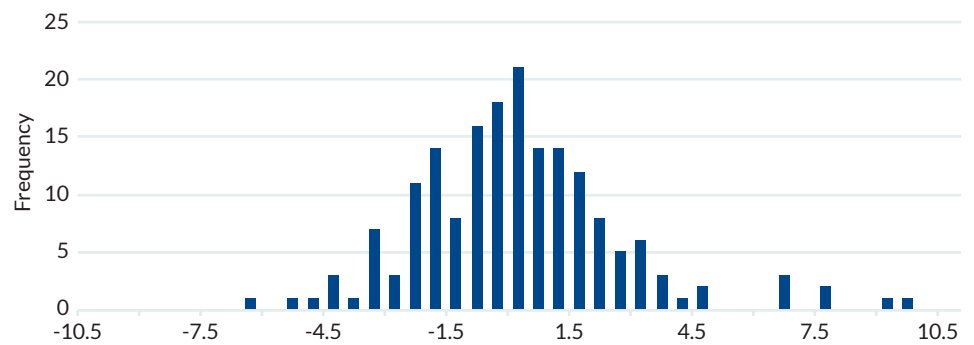
ASIAN MARKETS CURRENCY ALPHA – MONTHLY PERFORMANCE DATA

Net Monthly Return Frequency (as of October 31, 2020)



Source: Mesirow

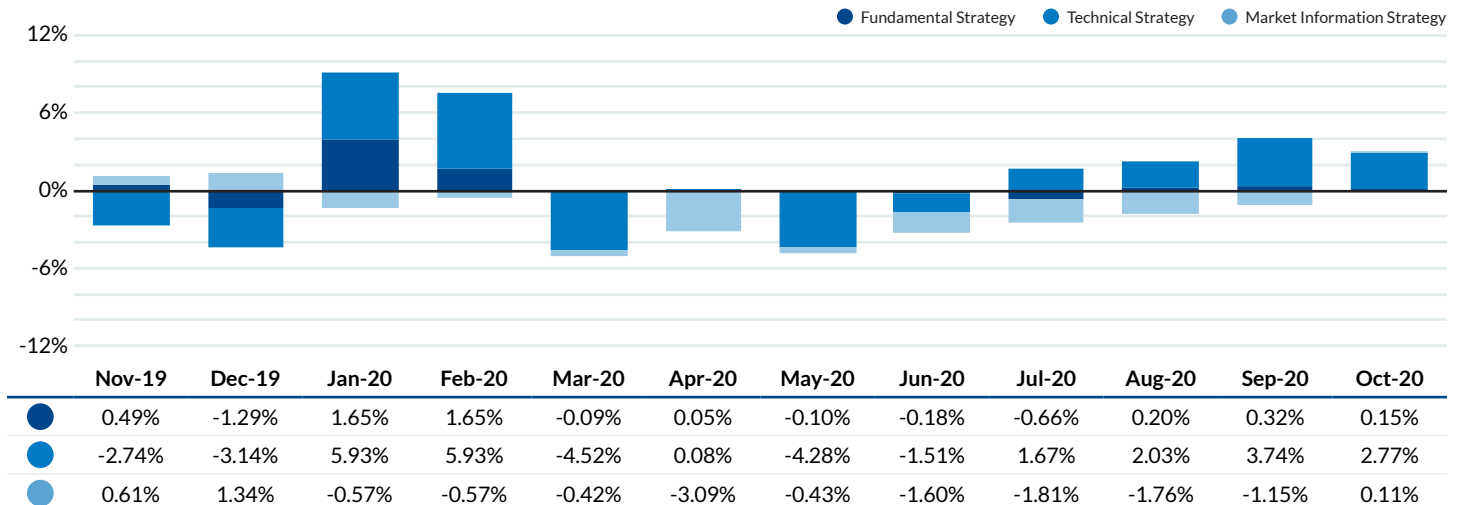
Net Monthly Return Frequency (as of October 31, 2020)



Source: Mesirow

ASIAN MARKETS CURRENCY ALPHA – COMPONENTS OF GROSS RETURNS – STRATEGY CONTRIBUTION

(November 2019 – October 31, 2020)



*For full performance see monthly performance data

Past performance is not an indication of future results. Actual results may be materially different from the results achieved historically. Net returns are calculated using implied management fees of 2% per annum and performance fees of 20% per annum. Please refer to the disclaimer at the end of these materials for important additional information.

ASIAN MARKETS CURRENCY ALPHA – MONTHLY PERFORMANCE DATA⁴

	JAN	FEB	MAR	APR	MAY	JUN	JUL	AUG	SEP	OCT	NOV	DEC	YTD
Gross Performance													
2006	-	1.24%	1.07%	3.15%	-2.33%	0.46%	2.06%	0.41%	-0.59%	2.49%	0.06%	3.28%	11.75%
2007	0.41%	-0.51%	1.63%	3.01%	1.61%	1.53%	0.34%	4.49%	9.80%	3.64%	4.15%	-1.27%	32.37%
2008	2.33%	0.44%	-0.57%	0.91%	-2.47%	1.08%	1.28%	0.30%	2.55%	2.44%	0.45%	0.21%	9.21%
2009	2.02%	0.94%	-1.29%	0.25%	-1.47%	0.33%	0.33%	-0.44%	1.18%	0.68%	1.91%	-1.25%	3.16%
2010	0.97%	0.30%	2.73%	0.02%	0.93%	-1.81%	-0.20%	-0.09%	3.76%	-0.77%	-2.05%	3.88%	7.73%
2011	-2.89%	0.08%	-0.90%	10.43%	-3.31%	-0.59%	3.04%	-3.77%	12.27%	-1.16%	-0.28%	0.52%	12.75%
2012	1.84%	-0.86%	-1.71%	0.37%	1.25%	-2.36%	-1.85%	-0.25%	4.92%	0.50%	-0.20%	1.66%	3.14%
2013	-0.38%	1.06%	-0.13%	2.78%	5.86%	-0.38%	-2.91%	-2.08%	-0.74%	3.18%	-1.72%	0.41%	4.70%
2014	0.79%	-1.64%	1.29%	-1.44%	3.07%	-1.45%	2.11%	-2.21%	7.47%	-1.83%	1.43%	3.96%	11.66%
2015	0.31%	-1.63%	2.12%	1.22%	-1.08%	-0.38%	3.97%	4.67%	-0.03%	-0.52%	0.91%	-1.17%	8.48%
2016	0.32%	-0.21%	-2.07%	-1.16%	-1.87%	-0.09%	-0.69%	-0.46%	-0.47%	0.12%	1.91%	-0.25%	-4.86%
2017	-0.14%	2.32%	1.95%	0.72%	0.79%	0.96%	0.15%	-4.06%	-1.80%	-3.48%	-0.22%	1.21%	-1.81%
2018	3.70%	2.54%	-0.76%	-5.89%	2.15%	7.11%	1.35%	-1.81%	-2.65%	0.33%	-1.38%	-2.02%	2.05%
2019	-3.91%	-4.03%	-1.51%	0.32%	4.62%	-2.29%	2.95%	1.21%	-1.40%	-2.94%	-1.64%	-3.09%	-11.47%
2020	7.78%	7.02%	-5.03%	-2.97%	-4.81%	-3.30%	-0.80%	0.47%	2.91%	3.03%	-	-	3.40%
Net Performance													
2006	-	0.88%	0.71%	2.40%	-2.01%	0.23%	1.52%	0.19%	-0.60%	1.86%	-0.09%	2.49%	7.77%
2007	0.19%	-0.62%	1.26%	2.28%	1.15%	1.10%	0.13%	3.45%	7.72%	2.77%	3.19%	-1.14%	23.36%
2008	1.72%	0.22%	-0.58%	0.59%	-2.49%	0.92%	1.08%	0.11%	1.91%	1.81%	0.24%	0.03%	5.62%
2009	1.48%	0.63%	-1.17%	0.07%	-1.61%	0.16%	0.15%	-0.60%	1.01%	0.51%	1.46%	-1.14%	0.90%
2010	1.05%	0.12%	2.04%	-0.15%	0.64%	-1.85%	-0.37%	-0.26%	3.27%	-0.93%	-2.22%	3.59%	4.86%
2011	-3.06%	-0.08%	-1.07%	9.06%	-2.78%	-0.61%	2.30%	-3.37%	9.90%	-1.32%	-0.45%	0.35%	8.15%
2012	1.62%	-0.97%	-1.88%	0.20%	1.08%	-2.52%	-2.02%	-0.43%	4.77%	0.32%	-0.37%	1.50%	1.10%
2013	-0.56%	0.85%	-0.24%	2.10%	4.54%	-0.43%	-3.09%	-2.25%	-0.90%	3.01%	-1.88%	0.24%	1.13%
2014	0.62%	-1.79%	1.13%	-1.61%	2.90%	-1.61%	1.93%	-2.37%	6.98%	-2.01%	1.28%	3.17%	8.50%
2015	0.11%	-1.76%	1.89%	0.84%	-1.03%	-0.55%	3.18%	3.61%	-0.16%	-0.69%	0.73%	-1.34%	4.79%
2016	0.16%	-0.37%	-2.25%	-1.32%	-2.04%	-0.26%	-0.85%	-0.64%	-0.64%	-0.04%	1.74%	-0.42%	-6.75%
2017	-0.31%	2.17%	1.78%	0.56%	0.62%	0.80%	-0.01%	-4.24%	-1.96%	-3.65%	-0.39%	1.05%	-3.76%
2018	3.52%	2.38%	-0.93%	-6.05%	1.98%	6.95%	1.19%	-1.99%	-2.80%	0.15%	-1.55%	-2.18%	0.04%
2019	-4.08%	-4.18%	-1.67%	0.15%	4.45%	-2.44%	2.78%	1.04%	-1.57%	-3.12%	-1.80%	-3.26%	-13.24%
2020	7.61%	6.86%	-5.20%	-3.14%	-4.97%	-3.46%	-0.98%	0.30%	2.75%	2.86%	-	-	1.69%

About Mesirow

Mesirow is an independent, employee-owned financial services firm founded in 1937. Headquartered in Chicago, with offices in 21 cities, we serve clients through a personal, custom approach to reaching financial goals and acting as a force for social good. With capabilities spanning Global Investment Management, Capital Markets & Investment Banking, and Advisory Services, we invest in what matters: our clients, our communities and our culture.

To learn more, visit mesirow.com or contact Joe Hoffman at 312.595.7019 or jhoffman@mesirowfinancial.com.

Past performance is not an indication of future results. Actual results may be materially different from the results achieved historically. Net returns are calculated using implied management fees of 2% per annum and performance fees of 20% per annum. Please refer to the disclaimer at the end of these materials for important additional information.

1. Track record for Currency Risk Management Overlay strategies prior to May 2004, the date that the Currency Risk Management team joined Mesirow, occurred at prior firms. Track record for Currency Alpha and Macro strategies prior to October 1, 2018, the date that the Currency Alpha and Macro Strategies team joined Mesirow, occurred at prior firms.

2. Mesirow Currency Management AUM reflects assets under management for both currency risk management products (passive and active management) and alpha and macro products. Risk management product AUM reflects the total foreign currency portfolio exposure of passive and active clients' underlying portfolios allocated to the Currency Division of Mesirow Financial. Alpha and macro product AUM reflect the client's total investment amount in the alpha and macro strategies of the Currency Division of Mesirow Financial, which is calculated based on an annualized 2% volatility target. The current allocation to the currency sleeve of the Enhanced Core Plus Fund is a notional 10%.

3. The GVI is an internal proprietary model utilizing one month at-the-money (ATM) volatility for G10 currencies, including crosses plus BIS liquidity report weightings.

4. Performance of the Asian Markets Currency Alpha Strategy prior to October 1, 2018, was attained at The Cambridge Strategy (TCS), an unaffiliated investment manager. On October 1, 2018, a MFIM affiliate completed the purchase of a significant portion of TCS' assets, including TCS' intellectual property and hired a majority of TCS employees. Past performance is not an indication of future results. Actual results may be materially different from the results achieved historically. This strategy has not been GIPS verified.

Notes on performance: The Asian Markets Currency Alpha Strategy commenced trading in February 2006 as a carve-out from an institutional account. From February 2006 through December 2010 performance is based on an equal-weighted composite of all accounts invested in the Asian Markets Currency Alpha Strategy; from January 2011 performance is based on the asset weighted performance of all accounts invested in that strategy. Net returns are calculated using implied management fees of 2% per annum and performance fees of 20% per annum. Performance fees are accrued daily, paid quarterly and a high water mark is employed. Performance is in USD and all returns and statistics are based on monthly returns. The composite includes all fee paying accounts, including both commingled and managed accounts. Currency trading may involve instruments that have volatile prices, are illiquid or create economic leverage. Emerging markets securities involve risks such as currency fluctuation and political and economic instability that could result in additional volatility. Unhedged short sales expose the strategy to additional liability.

Past performance is not an indication of future results. Actual results may be materially different from the results achieved historically.

Nothing herein is meant to be taken as a recommendation to buy or sell a particular asset or invest in a particular strategy.

Mesirow Currency Management ("MCM") is a division of Mesirow Financial Investment Management, Inc. ("MFIM") a SEC registered investment advisor, a CFTC registered commodity trading advisor and a member of the NFA and Mesirow Financial International UK, Ltd. ("MFIUK"), authorized and regulated by the FCA. The information contained herein is intended for institutional clients, Qualified Eligible Persons and Eligible Contract Participants or the equivalent classification in the recipient's jurisdiction and is for informational purposes only. This information has been obtained from sources believed to be reliable, but is not necessarily complete and its accuracy cannot be guaranteed. Any opinions expressed are subject to change without notice. It should not be assumed that any recommendations incorporated herein will be profitable or will equal past performance. Mesirow does not render tax or legal advice. Nothing contained herein constitutes an offer to sell or a solicitation of an offer to buy an interest in any Mesirow investment vehicle(s). Any offer can only be made through the appropriate Offering Memorandum. The Memorandum contains important information concerning risk factors and other material aspects of the investment and should be read carefully before an investment decision is made.

Australian Investors: The information contained herein is intended for Wholesale Clients only and is for informational purposes only. This document is not a prospectus or product disclosure statement under the Corporations Act 2001 (Cth) (Corporations Act) and does not constitute a recommendation to acquire, an invitation to apply for, an offer to apply for or buy, an offer to arrange the issue or sale of, or an offer for issue or sale of, any securities or investment service in Australia, except as set out below. The strategy has not authorised nor taken any action to prepare or lodge with the Australian Securities & Investments Commission an Australian law compliant prospectus or product disclosure statement. Accordingly, this strategy and document may not be issued or distributed in Australia other than by way of or pursuant to an offer or invitation that does not need disclosure to investors under Part 6D.2 or Part 7.9 of the Corporations Act, whether by reason of the investor being a 'wholesale client' (as defined in section 761G of the Corporations Act and applicable regulations) or otherwise. This document does not constitute or involve a recommendation to acquire, an offer or invitation for issue or sale, an offer or invitation to arrange the issue or sale, or an issue or sale, of any strategy or investment service to a 'retail client' (as defined in section 761G of the Corporations Act and applicable regulations) in Australia.

Canadian Investors: The information contained herein is intended for Permitted Clients only and is for informational purposes only. This confidential material pertains to the offering of the currency strategies described herein only in those jurisdictions and to those persons where and to whom they may be lawfully offered for sale, and only by persons permitted to sell such strategies. This material is not, and under no circumstances is to be construed as, an advertisement or a public offering of the strategies described herein in Canada. No securities commission or similar authority in Canada has reviewed or in any way passed upon this document or the merits of the strategies described herein, and any representation to the contrary is an offence.

EU Investors: The information contained herein is intended for Professional Clients as the term is defined by MiFID II and is for informational purposes only. Recipients that are classified under MiFID II as retail clients must opt up to Professional Clients before receiving any services from Mesirow Currency Management.

Japanese Investors: Mesirow Currency Management provides discretionary investment management services to managed accounts held on behalf of qualified investors only. MCM will not act as agent or intermediary in respect of the execution of a discretionary investment management agreement. Please note that this presentation is intended for educational purposes and solely for the addressee and may not be distributed.

Hong Kong Investors: The contents of this document have not been reviewed by any regulatory authority in Hong Kong. You are advised to exercise caution in relation to the contents of this document. You should obtain independent professional advice prior to considering or making any investment. The investment is not authorized under Section 104 of the Securities and Futures Ordinance of Hong Kong by the Securities and Futures Commission of Hong Kong. Accordingly, the distribution of this Presentation Material and discretionary management services in Hong Kong are restricted. This Presentation Material is only for the use of the addressee and may not be distributed, circulated or issued to any other person or entity.

South Korean Investors: Upon attaining a client, Mesirow Financial Investment Management, Inc. ("MFIM") will apply for the appropriate licenses and retain the services of a local licensed intermediary (a Korean financial investment company). In the interim, MFIM will rely on and sub-delegate to Mesirow Advanced Strategies, Inc. ("MAS").

This material is not intended for investment nor distribution purposes, but is being provided to the addressee for educational purposes only. This book may contain privileged and/or confidential information and is intended solely for the use of the addressee. If this information was received in error, you are strictly prohibited from disclosing, copying, distributing or using any of this information and are requested to contact the sender immediately and destroy the material in its entirety, whether electronic or hardcopy. Nothing contained herein constitutes an offer to sell or a solicitation of an offer to buy an interest in any Mesirow investment vehicle or to invest in any strategy. Any offer can only be made to Qualified Professional Investors through the appropriate Investment Management Agreement or Offering Memorandum, which contains important information concerning risk factors and other material aspects of the investment and should be read carefully before an investment decision is made.

Mesirow Financial Investment Management, Inc. ("MFIM") is not making any representation with respect to the eligibility of any potential investors or recipients of this material to invest in or acquire any interests therein under the laws of Korea, including but without limitation the Foreign Exchange Transaction Act and Regulations thereunder. The investment or interests may only be offered to Qualified Professional Investors, as such term is defined under the Financial Investment Services and Capital Markets Act, and no investment or any of the interests may be offered, sold or delivered, or offered or sold to any person for re-offering or resale, directly or indirectly, in Korea or to any resident of Korea except pursuant to applicable laws and regulations of Korea.

Singapore Investors: Mesirow Currency Management provides discretionary investment management services to managed accounts held on behalf of qualified investors only. MCM will not act as agent or intermediary in respect of the execution of a discretionary investment management agreement. Please note that this presentation is intended for educational purposes and solely for the addressee and may not be distributed.

Swiss Investors: Services are only offered to Regulated Qualified Investors, as defined in Article 10 of the Swiss Collective Investment Scheme Act. There can be no guarantee investment advice will be profitable or meet its investment objectives.

United Kingdom Investors: In the United Kingdom, this communication is directed only at persons who fall within the definition of: (i) "investment professionals" as defined in COBS 4.12 and Article 14 of the Financial Services and Markets Act 2000 (Promotion of Collective Investment Schemes) (Exemptions) Order 2001 (the "PCISE Order"); or (ii) "high net worth companies, unincorporated associations etc" as defined in COBS 4.12 and Article 22(2)(a) to (d) of the PCISE Order (all such persons together being referred to as "Relevant Persons"). This communication must not be acted on or relied on by persons who are not Relevant Persons. Any investment or investment activity to which this communication relates is available only to Relevant Persons and will be engaged in only with Relevant Persons.

Additional Information: Currency strategies are only suitable and appropriate for sophisticated investors that are able to lose all of their capital investment. This communication may contain privileged and/or confidential information. It is intended solely for the use of the addressee. If this information was received in error, you are strictly prohibited from disclosing, copying, distributing or using any of this information and are requested to contact the sender immediately and destroy the material in its entirety, whether electronic or hardcopy.

Certain strategies discussed throughout the document are based on proprietary models of MCM's or its affiliates. No representation is being made that any account will or is likely to achieve profits or losses similar to those referenced.

Performance pertaining to the Currency Alpha and Macro strategies may be stated gross of fees or net of fees. Performance information that is provided net of fees reflects the deduction of implied management and performance fees. Performance information that is provided gross of fees does not reflect the deduction of advisory fees. Client returns will be reduced by such fees and other expenses that may be incurred in the management of the account. Advisory fees are described in Part II of Form ADV of Mesirow Financial Investment Management, Inc. Simulated model performance information and results do not reflect actual trading or asset or fund advisory management and the results may not reflect the impact that material economic and market factors may have had, and can reflect the benefit of hindsight, on MCM's decision-making if MCM were actually managing client's money in the same manner. Performance referenced herein for Currency Alpha and Macro strategies prior to October 1, 2018, the date that the Currency Alpha and Macro Strategies team joined Mesirow, occurred at prior firms. Any chart, graph, or formula should not be used by itself to make any trading or investment decision. Any currency selections referenced herein have been included to illustrate the market impact of certain currencies over specific time frames. The inclusion of these is not designed to convey that any past specific currency management decision by MCM would have been profitable to any person. It should not be assumed that currency market movements in the future will repeat such patterns and/or be profitable or reflect the currency movements illustrated above.

Comparisons to any indices referenced herein are for illustrative purposes only and are not meant to imply that a strategy's returns or volatility will be similar to the indices. The strategy is compared to the indices because they are widely used performance benchmarks.

Mesirow refers to Mesirow Financial Holdings, Inc. and its divisions, subsidiaries and affiliates. The Mesirow name and logo are registered service marks of Mesirow Financial Holdings, Inc., © 2020, Mesirow Financial Holdings, Inc. All rights reserved. Investment management services provided through Mesirow Financial Investment Management, Inc., a SEC registered investment advisor, a CFTC registered commodity trading advisor and member of the NFA, or Mesirow Financial International UK, Ltd. ("MFIUK"), authorized and regulated by the FCA, depending on the jurisdiction.