

Mesirow Enhanced Core Plus Fund | Fact sheet

Institutional Class: MFBIX 00774Q817 | Investor Class: MFBVX 00774Q791

As of 9.30.2022

OBJECTIVE

Total return comprising capital appreciation and current income consistent with preservation of capital

VEHICLE

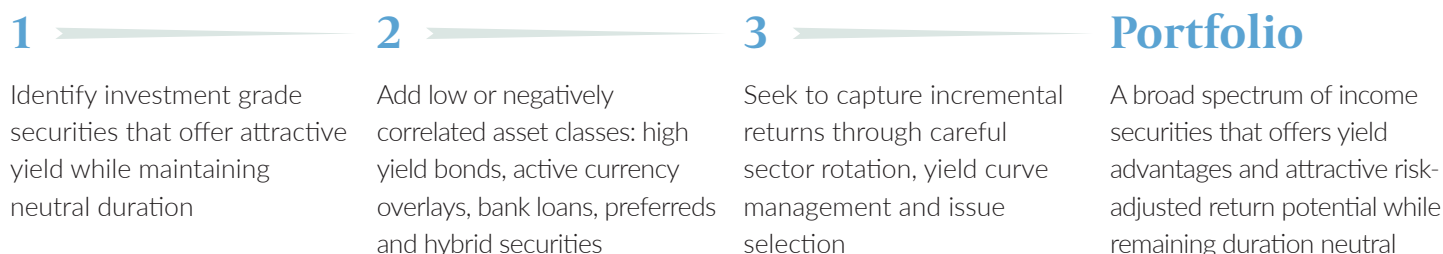
- Mutual Fund
- Separately Managed Account
- Collective Investment Trust

POTENTIAL ADVANTAGES

- A differentiated income strategy designed to optimize a mix of assets including high yield and currency
- Low or negative correlations to major equity and fixed income asset classes
- Potential for higher yield and attractive risk-adjusted performance over a market cycle

INVESTMENT PROCESS

Our in-house sector specialists, credit analysts and trading professionals perform continuous, unbiased analysis to:



FUND FACTS Inception date: 10.1.2019

	Gross expense ratios ¹	Net expense ratios ¹	Minimum investment	NAV (as of 9.30.2022)	Management Fee
Institutional	1.88%	0.54%	\$10,000	\$8.49	0.37%
Investor	2.12%	0.79%	\$5,000	\$8.49	0.37%

1. The Advisor has contractually agreed to limit fees and expenses until January 31, 2023.

INVESTMENT PERFORMANCE (%)

	QTD (%)	YTD (%)	One Year (%)	Two Years (%)	Since Inception (Annualized %)
Institutional Class	-2.06	-14.93	-15.03	-6.72	-2.85
Investor Class	-2.13	-15.02	-15.25	-6.89	-3.06
Bloomberg U.S. Aggregate Index	-4.75	-14.61	-14.60	-8.00	-3.31
Morningstar Intermediate Bond Category	-4.64	-14.68	-14.86	-7.91	-
+/- Morningstar Category	2.58	-0.25	-0.17	1.19	-
Institutional Class Morningstar % Ranking in Category	-	--	52	--	-

The Fund began investing activities on 10.1.2019. The Mesirow Enhanced Core Plus Fund was rated against the following numbers of U.S.-domiciled Intermediate Bond funds over the following time periods ending 9.30.2022: 445 funds in the one year period. © 2022 Morningstar, Inc. All Rights Reserved. The ranking information contained herein: (1) is proprietary to Morningstar and/or its content providers; (2) may not be copied or distributed; and (3) is not warranted to be accurate, complete or timely. Neither Morningstar nor its content providers are responsible for any damages or losses arising from any use of this information. Past performance is no guarantee of future results.

The performance date quoted represents past performance. Past performance does not guarantee future results. The investment return and principal value of an investment will fluctuate so that an investor's shares, when redeemed, may be worth more or less than their original cost and current performance may be lower or higher than the performance quoted. Performance current to the most-recent month-end may be obtained at [mesirow.com/mutual-funds](https://www.mesirow.com/mutual-funds) or by calling 1.833.MESIROW.

There is a 1% redemption fee applicable if shares are redeemed within 90 days of purchase. Investment performance does not reflect the redemption fee; if it was reflected, the total return would be lower than shown.

FUND CHARACTERISTICS

	Enhanced Core Plus Fund	Bloomberg Aggregate Index
Duration (years)	4.82	6.12
Number of issues	143	12,667
30-day SEC yield	5.1	
30-day unsubsidized SEC yield	3.0	

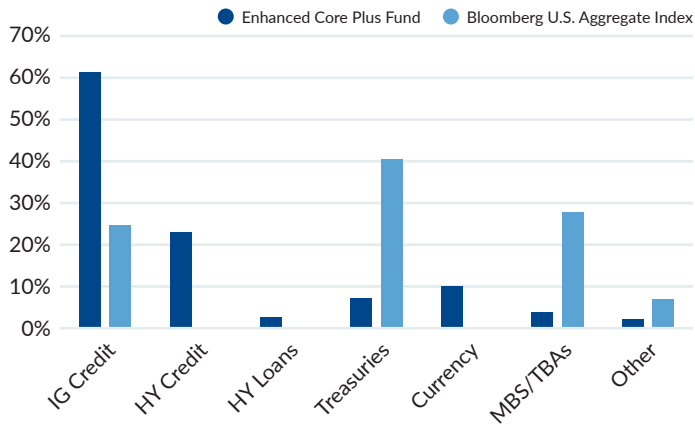
Source: Mesirow Strategic Fixed Income (SFI), Bloomberg.

FUND TOP 10 HOLDINGS

	Allocation (%)	Coupon (%)	Maturity date
FNCL 2	3.33%	2.00	12.31.2165
US Treasury	1.52%	2.75	07.31.2027
Anheuser-Busch Co/Inbev	1.47%	3.65	02.01.2026
Morgan Stanley	1.40%	3.63	01.20.2027
Merck & Co Inc	1.27%	2.75	02.10.2025
JPMorgan Chase & Co	1.26%	5.00	02.01.2169
Kroger Co	1.23%	7.70	06.01.2029
CCCIT	1.16%	3.21	12.07.2024
General Motors	1.16%	4.15	06.19.2023
Mitsubishi	1.14%	0.00	09.12.2025

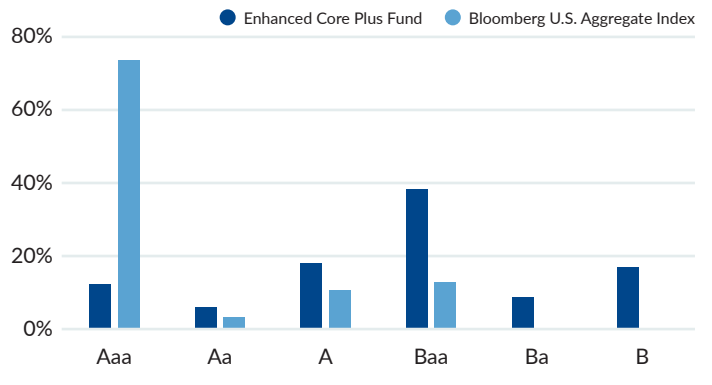
Holdings are subject to change. Cash is not included in top 10 holdings.

SECTOR WEIGHTING



Source: SFI, Bloomberg. Aggregate weighting for the Enhanced Core Plus Fund may total more than 100% as a result of including the notional value of the currency instruments used. Securities not rated by an NRSRO are identified as a separate category, such as "other" or "unrated".

FUND QUALITY DISTRIBUTION



Source: SFI, Bloomberg. Bond credit quality allocation reflects the median ratings of Standard & Poor's Corporation; Fitch Rating's; and Moody's Investors Service, Inc. Ratings are relative, subjective and not absolute standards of quality and represent the opinions of the independent, Nationally Recognized Statistical Rating Organizations (NRSRO). Ratings are measured on a scale that generally ranges from AAA (highest) to D (lowest).

MESIROW ENHANCED CORE PLUS TEAM

Collaborative team with significant experience working across investment grade, high yield and currency overlay strategies



Peter W. Hegel

Senior Managing Director
Over 40 years of industry experience



Joseph P. Hoffman, CFA

Senior Managing Director
25 years of industry experience



James Lisko

Managing Director
Over 25 years of industry experience

About Mesirow

Mesirow is an independent, employee-owned financial services firm founded in 1937. Headquartered in Chicago, with locations around the world, we serve clients through a personal, custom approach to reaching financial goals and acting as a force for social good. With capabilities spanning Global Investment Management, Capital Markets & Investment Banking, and Advisory Services, we invest in what matters: our clients, our communities and our culture.

To learn more, visit mesirov.com or contact portfoliospecialist@mesirov.com or 312.595.7300.

Carefully consider the Funds' investment objective, risk factors, charges and expenses before investing. This and additional information can be found in the Funds' full & summary prospectus, which may be obtained at mesirov.com/mutual-funds or by calling 1.833.MESIROW. Read the prospectus before investing.

The Mesirow Funds are distributed by SEI Investments Distribution Co. (SIDCO). The Funds are managed by Mesirow Financial Investment Management, Inc. SIDCO is not affiliated with Mesirow Financial Investment Management, Inc. or Mesirow, Inc.

The Bloomberg Aggregate Index Index represents securities that are SEC-registered, taxable, and dollar denominated. The index covers the U.S. investment grade fixed rate bond market, with index components for government and corporate securities, mortgage pass-through securities, and asset-backed securities. These major sectors are subdivided into more specific indexes that are calculated and reported on a regular basis.

Average effective duration provides a measure of the Fund's interest rate sensitivity—the longer a fund's duration, the more sensitive it is to shifts in interest rates. The 30-day SEC Yield represents net investment income earned by a fund over a 30-day period, expressed as an annual percentage rate based on the fund's share price at the end of the 30-day period. Unsubsidized 30-day SEC Yield reflects what the yield would have been without the effect of waivers and/or reimbursements.

Risk Disclosure

Mutual fund investing involves risk, including the possible loss of principal. There is no guarantee the fund will achieve its stated objective. Bonds and bond funds are subject to interest rate risk and decline in value as interest rates rise. High yield bonds have greater risk of default or downgrade and are more volatile than investment grade bonds. Mortgage-backed securities (MBS) are subject to prepayment and extension risk. Small movements in interest rates may quickly and significantly reduce the value of certain MBS. The Fund may invest in derivatives. Changes in market value of fund securities and those securities related derivatives may not be proportionate. Derivatives are subject to illiquidity and counterparty risk. International investments may involve risk of capital loss from unfavorable fluctuation in currency values, from differences in generally accepted accounting principles or from social, economic or political instability in other nations. The fund's use of leverage may accelerate the velocity of potential losses. Investments in MLPs involve risks that differ from investments in common stock including risks related to limited control and limited rights to vote on matters affecting the MLP.